



Village of Mount Morris

117 Main Street, Mount Morris, NY 14510
Building Zoning Permits/Code Enforcement
Phone (585) 658-4160 chuck.cagle@mountmorrisny.us

SWIMMING POOL PERMIT APPLICATION

COMPLETE THIS APPLICATION IN ITS ENTIRETY AND SUBMIT TO THE CODE ENFORCEMENT OFFICER ALONG WITH A **BUILDING/ZONING PERMIT APPLICATION** AND ALL REQUIRED DOCUMENTATION LISTED.

INSTRUCTIONS FOR POOL PERMIT APPLICATION APPLICATION DATE: _____

All pools capable of containing water to a depth of 24 inches or greater (regardless of how much water is in pool) installed in, on or above ground and constructed in the Village of Mount Morris require a Pool Permit.

Applicants must submit a map of the property showing all structures on the premises and location of the proposed pool with setback dimensions. Setbacks from property lines are required for all pools and hot tubs. Pools require 5' side set back and 10' rear set back from property lines

Applicant must also supply a description of the pool, including pool size and type of material. These documents must accompany the completed application, which will then be reviewed and approved by the Code Enforcement Officer. No pool shall be constructed before approval and issuance of a Permit.

In-ground pools require by law, the applicant or pool contractor to contact Dig Safely New York 800-962-7962 prior to starting any digging. Allow two full working days for response.

Upon completion of the pool, the Code Enforcement Officer must perform a final inspection and issue a Certificate of Compliance. Applicant is responsible for requesting this inspection. Call Code Enforcement. An Electrical Inspection, performed by an approved electrical inspection agency, must be completed prior to the final inspection by the Code Officer.

PROPERTY INFORMATION:

Tax Map Number: _____ Zoning District: _____

PROPERTY ADDRESS: _____

APPLICANT NAME: _____

Address: _____

Telephone: _____ Cell: _____ E-mail: _____

POOL INSTALLER: _____

Telephone: _____ Cell: _____ E-mail: _____

Pool Materials: (check all that apply) concrete ☐ steel/vinyl ☐ fiberglass ☐ gunite ☐ other ☐

Size of Pool: _____

Height of pool above grade: _____

Manufacturer: _____

POOL REQUIREMENTS

POOL DEFINITIONS:

- Swimming pool: Any structure intended for swimming, recreational bathing or wading which contains or which is designed to contain water over 24 inches deep. This includes in-ground, above-ground and on-ground pools; indoor pools; hot tubs; spas; and fixed-in-place wading pools.

POOL PLACEMENT

- Pool must be located a minimum of 10 feet away from overhead electric power lines when measured horizontally from edge of pool, spa or hot tub, deck or any platform to wires.
- Recommend above-ground pool placed a minimum of 10 feet from house in the event of pool wall failure.
- Pool may not be placed within any easements.
- Pools may be located behind the rear wall of the house inside and rear yards. If a difficulty arises meeting this requirement then an area variance may be requested from the Zoning Board of Appeals.

POOL ELECTRICAL REQUIREMENTS

- Ground Fault Circuit Interrupter (GFCI) device is required for all electric circuits serving pool equipment.
- Pool pumps must be equipped with time clocks to permit the pump to run during off-peak hours and set for the minimum time necessary to maintain the water in a clear and sanitary condition.
- All electrical work associated with the pool, spa or hot tub must be inspected and receive electrical underwriter approval. This is the responsibility of the owner or contractor.
- Village approved electrical inspectors:
 - Commonwealth Electrical Inspection Service, Mendon, NY 585-624-2380
 - NY Atlantic Inland, Cortland, NY 607-753-7118
 - Middle Department Inspection Agency, Watervliet, NY 518-273-0861
 - New York Electrical Inspection Agency, Rochester, NY 585-436-4460
- The Code Enforcement Officer must perform a final inspection and issue a Certification of Compliance before the pool, spa or hot tub is used. The pool, spa or hot tub MUST NOT BE USED until this Certificate is issued.

POOL ENCLOSURE REQUIREMENTS

- An enclosure (fence) shall be provided for outdoor swimming pools which surrounds the pool and accessory equipment.
- Hot tubs that have locking cover complying with ASTM F 136 are exempt from the enclosure requirements.
- A pool 24 inches or less in depth is exempt from the enclosure requirements.
- If an enclosure is required or desired, or if any deck structures are associated with the pool, a separate building permit application must be submitted, along with the pool permit application.
- In-ground pools must be enclosed with an enclosure (fence) meeting the following requirements:
 - Top of fence a minimum of 48 inches above grade or walking surface of other decks, either attached or adjacent to the pool deck with maximum clearance between grade and bottom of fence of 2 inches and have openings in the fence spaced less than 4 inches apart.
 - Gates or doors shall be self-closing and self-latching with latch handle at least 54 inches above grade and swing outward from the pool. When latch mounting height is below 54 inches then latch must be on pool side of the gate and set a minimum of 3 inches below top of gate and the gate shall have no opening greater than 1/2 inch within 18 inches of latch release mechanism.
 - Gates shall be capable of being locked when pool is not in use or supervised. Locking mechanism shall be by key, combination or other child proof lock sufficient to prevent access when pool is not in use or supervised.
 - Chain link fence mesh size shall not be more than 2-1/4 inches square.
 - Walls of aboveground pool may be used in lieu of enclosure, provided walls are a minimum 48 inches high on all sides and steps or ladder is capable of being secured, locked or removed to prevent access when pool is not in use or supervised; and when ladder is secured, locked or removed does not create any opening that would allow the passage of a 4-inch diameter sphere.
 - When ladder or steps cannot be secured, locked, or removed then steps or ladder shall be surrounded by a barrier meeting requirements above.
- Enclosures shall be so located as to prevent adjacent structures, equipment, or similar objects from being used to climb the enclosure.
- When a house's wall is used as a part of the enclosure and doors from the structure open into the pool enclosure, then the pool must be equipped with a powered safety cover OR all doors with direct access shall be equipped with an alarm which produces an audible warning when the door and its screen are opened. Alarm shall sound for 30 seconds and be heard throughout the house. The alarm shall automatically reset under all conditions. Alarm shall be equipped with a manual control (switch or touch pad) to temporarily de-activate the alarm for a single opening. Such de-activation shall last for 15 seconds maximum. De-activation control to be located 54 inches above door threshold.
- Enclosure shall be constructed so as not to provide footholds.

POOL ALARM

- **Purpose:** New York State Uniform Fire Prevention and Building Code requires that all residential or commercial swimming pools constructed after December 14, 2006 be equipped with an approved pool alarm capable of detecting a child entering the water and sounding an audible alarm because: "drowning is the second leading cause of unintentional injury-related deaths in children between the ages of one and fourteen nationwide, and the third leading cause of injury-related deaths of children in New York. Technological advances have produced several different types of pool alarms designed to sound a warning

if a child falls into the water. When used in conjunction with access barriers, these alarms provide greater protection against accidental pool drowning.”

- An approved pool alarm that complies with the following requirements:
 - Is capable of detecting a child entering the water and giving an audible alarm when a child enters water;
 - Is audible poolside and at another location on the premises where the swimming pool is located;
 - Is installed, used and maintained in accordance with the manufacturer’s instructions;
 - Is classified by Underwriter’s Laboratory, Inc. (or other approved independent testing laboratory) to reference standard ASTM F2208, entitled “Standard Specification for Pool Alarms,” as adopted in 2002 and editorially corrected in June 2005, published by ASTM International, 100 Barr Harbor Drive, West Conshohocken, PA 19428; and
 - Is not an alarm device which is located on a person(s) or which is dependent on device(s) located on person(s) for its proper operation.

POOL REQUIREMENTS DURING CONSTRUCTION

- Pools must be enclosed by a temporary enclosure during construction of the pool. This temporary enclosure must be replaced by a permanent enclosure complying with all enclosure requirements stipulated below.

CERTIFICATION

I hereby certify that I am the property owner/pool contractor and that I am duly authorized to make and file this application; and that all statements contained in this application are true to the best of my knowledge and belief; and that the work will be performed in the manner set forth in this application and the plans and information filed herewith.

Application is hereby made to the Village of Mount Morris for the issuance of a Pool Permit, Pursuant to the Zoning Ordinance of the Village of Mount Morris and the New York State Building Code for the construction of an in-ground pool, above-ground pool or hot tub as herein described. The applicant agrees to comply with all applicable laws, ordinances and regulations.

Applicant Signature: _____ Date: _____



IMPORTANT NOTICE, IT'S THE LAW!

PROTECTION OF UNDERGROUND FACILITIES 16 NYCRR Part 753

Timing of notice for excavation or demolition, (a)(1) Before commencing or engaging in any non-emergency excavation or demolition, each excavator shall provide notice of the location and date of the planned excavation or demolition to the one-call notification system serving the vicinity in which the excavation or demolition is to take place. (A)(2) Such notice shall be served at least two but not more than ten working days, not including the date of the call, before the commencement date of the excavation or demolition.

**Call Dig Safely New York at
1-800-962-7962**

If Someone is Planning To Dig On Your Property, Or You Are Doing The Excavation . . . Please Do Your Part!

Look For:









- Pad Mounted Electric Transformers
- Utility Service Wires (Cables attached to the side of the utility pole and entering the ground.)
- Telephone Or Cable Television Pedestals
- Water Valves Or Hydrants
- Regulator Stations, Gas Meters, Valves or Test Stations
- Warning Signs Or Markers
- Manhole Rings and Covers

When you call, please have the following information available:

- Municipality – county, city or township
- Location – street address
- Nearest intersection of streets and roads
- Extent of work ■ Type of work
- Start date and time excavation is scheduled to begin
- Caller's name
- Excavator/contact person and phone number

**Even When All Precaution Are Taken,
Accidents Can Still Happen. If An
Underground Facility Is Hit Or Even
Scratched, Please Notify The Facility
Operator.**

APWA UNIFORM COLOR CODE FOR MARKING UNDERGROUND UTILITY LINES

	PROPOSED EXCAVATION
	TEMPORARY SURVEY MARKINGS
	ELECTRIC POWER LINES, CABLES, CONDUIT AND LIGHTING CABLES
	GAS, OIL, STEAM, PETROLEUM OR GASEOUS MATERIALS
	COMMUNICATION, ALARM OR SIGNAL LINES, CABLES OR CONDUIT
	POTABLE WATER
	RECLAIMED WATER, IRRIGATION AND SLURRY LINES
	SEWERS AND DRAIN LINES

A Valid Certificate of Insurance must be submitted with this permit (or prior to the commencement of the work) listing the Village of Mount Morris as additionally insured and must remain valid until the job has been successfully completed and meets with the regulations and standards as set forth by the Village of Mount Morris.