



# Village of Mount Morris

117 Main Street, Mount Morris, NY 14510  
Building Zoning Permits/Code Enforcement

## FENCE PERMIT APPLICATION

### INSTRUCTIONS FOR FENCE APPLICATIONS

All fences erected in the Village of Mount Morris require a Fence Permit. If an existing fence is removed for any reason, a Permit must be issued before it is replaced or a new fence erected. For a complete description of the fence requirements, please refer to Chapter 93 Fences of the Village Code.

Applicants must submit a tape location or instrument survey map of the premises, showing all structures on the premises, location of the new fence including all dimensions, and the completed **building /zoning permit application**. No fence shall be erected on any premises zoned other than residential. No fence exceed 42 inches in height shall be constructed or erected in a front yard of a principal building. No fence may exceed six feet in height, except as otherwise stated in Code. No fence will be permitted to encroach upon a public right-of-way or to be closer than three feet to a sidewalk.

To expedite your permit, be sure you have furnished all of the information asked for on the **building /zoning permit application** and enclose your tape location or instrument survey map.

An inspection of the proposed fence location must be made prior to the issuance of the permit. This inspection will be made as soon as the fence location has been staked out. It would be to your advantage to have this stakeout completed when you return your application to the Code Enforcement Officer.

Periodic inspections may be made while construction is in progress.

After the application is approved a Fence Permit may be issued. Please call the Code Enforcement Officer at (585) 721-2857 within a few days to check on the status of your permit. There is a fee for a Fence Permit. **You may NOT** start construction until you receive the issued permit.

# VILLAGE OF MOUNT MORRIS APPLICATION FOR FENCE PERMIT

For complete description of Fence Ordinance, see Chapter 93 Fences, Village of Mount Morris Code.

Attach to this application:

Tape location or instrument survey map of the premises showing:

- ✓ Property lines, street(s) and north arrow.
- ✓ All structures buildings on the premises, including existing fence(s).
- ✓ Dimensions locating all of the above
- ✓ Dimensions and location of fence in this application
- ✓ Dimensions and location of all gates or openings in fence

APPLICANT NAME: \_\_\_\_\_

Telephone: \_\_\_\_\_ Cell: \_\_\_\_\_ E-mail: \_\_\_\_\_

PROPERTY ADDRESS: \_\_\_\_\_

Tax map Number: \_\_\_\_\_

Type of Fence: \_\_\_\_\_ Height of Fence: \_\_\_\_\_

Material of which the fence shall be constructed: \_\_\_\_\_

I understand that all fences must be maintained in a sound, upright condition, and that if this fence is not erected within **twelve months** of the date of the permit, the permit will become null and void.

Date \_\_\_\_\_

\_\_\_\_\_  
Owners Signature

Date stake-out checked \_\_\_\_\_

## **IMPORTANT NOTICE, IT'S THE LAW!**

### **PROTECTION OF UNDERGROUND FACILITIES 16 NYCRR Part 753**

**Timing of notice for excavation or demolition.** (a)(1) Before commencing or engaging in any non-emergency excavation or demolition, each excavator shall provide notice of the location and date of the planned excavation or demolition to the one-call notification system serving the vicinity in which the excavation or demolition is to take place. (A)(2) Such notice shall be served at least two but not more than ten working days, not including the date of the call, before the commencement date of the excavation or demolition.

**Call Dig Safely New York at  
1-800-962-7962**

## **If Someone is Planning To Dig On Your Property, Or You Are Doing The Excavation . . . Please Do Your Part!**

### **Look For:**

- Pad Mounted Electric Transformers
- Utility Service Wires (Cables attached to the side of the utility pole and entering the ground.)
- Telephone Or Cable Television Pedestals
- Water Valves Or Hydrants
- Regulator Stations, Gas Meters, Valves or Test Stations
- Warning Signs Or Markers
- Manhole Rings and Covers









*When you call, please have the following information available:*

- Municipality – county, city or township
- Location – street address
- Nearest intersection of streets and roads
- Extent of work     ■ Type of work
- Start date and time excavation is scheduled to begin
- Caller's name
- Excavator/contact person and phone number

**Even When All Precaution Are Taken,  
Accidents Can Still Happen. If An  
Underground Facility Is Hit Or Even  
Scratched, Please Notify The Facility  
Operator.**

## **APWA UNIFORM COLOR CODE**

### **FOR MARKING UNDERGROUND UTILITY LINES**

	PROPOSED EXCAVATION
	TEMPORARY SURVEY MARKINGS
	ELECTRIC POWER LINES, CABLES, CONDUIT AND LIGHTING CABLES
	GAS, OIL, STEAM, PETROLEUM OR GASEOUS MATERIALS
	COMMUNICATION, ALARM OR SIGNAL LINES, CABLES OR CONDUIT
	POTABLE WATER
	RECLAIMED WATER, IRRIGATION AND SLURRY LINES
	SEWERS AND DRAIN LINES

*A Valid Certificate of Insurance must be submitted with this permit (or prior to the commencement of the work) listing the Village of Mount Morris as additionally insured and must remain valid until the job has been successfully completed and meets with the regulations and standards as set forth by the Village of Mount Morris.*